

**RESPONSES TO SUBSTANCE ABUSE
QUESTIONS INCLUDED IN A 1992 TELEPHONE
SURVEY OF MARYLAND RESIDENTS**

BY

RITA HUGHES AND ERIC WISH

JUNE 1992

CESAR

**CENTER FOR SUBSTANCE ABUSE RESEARCH
UNIVERSITY OF MARYLAND AT COLLEGE PARK**

DURING THE LAST TWO YEARS, THE CENTER FOR SUBSTANCE ABUSE RESEARCH (CESAR) HAS SPONSORED THE UNIVERSITY OF MARYLAND SURVEY RESEARCH CENTER TO INCLUDE QUESTIONS ON SUBSTANCE ABUSE IN ITS ANNUAL TELEPHONE POLL OF MARYLAND RESIDENTS. THIS REPORT CONTAINS RESPONSES TO THE QUESTIONS CESAR HAD ASKED IN THE 1992 "MARYLAND POLL."

TOPICS COVERED INCLUDE:

- **DRUG USE IN MARYLAND, AND AMONG STUDENTS IN PARTICULAR;**
- **DRUG SALES IN ONE'S NEIGHBORHOOD;**
- **THE IMPORTANCE OF CLASSROOM EDUCATION ON SUBSTANCE ABUSE; AND**
- **THE DECRIMINALIZATION OF MARIJUANA.**

**METHODOLOGY OF THE
1992 MARYLAND POLL**

- **TELEPHONE SURVEY CONDUCTED FOR CESAR BY THE UNIVERSITY OF MARYLAND SURVEY RESEARCH CENTER AT COLLEGE PARK DURING MARCH AND APRIL, 1992**
- **RANDOM SAMPLE OF ADULTS AGE 18 OR OLDER, RESIDING IN TELEPHONE HOUSEHOLDS IN MARYLAND**
- **1,001 OR 74% OF TARGETED HOUSEHOLDS COMPLETED THE INTERVIEW; 16% REFUSED; 8% WERE NON-CONTACTS; AND 2% WERE MISCELLANEOUS PROBLEMS**
- **RESULTS HAVE BEEN WEIGHTED TO CORRECT FOR DIFFERENCES IN SAMPLE ELIGIBILITY AND FOR AN UNDER-REPRESENTATION OF MALES**
- **ESTIMATED ERROR OF SURVEY RESULTS IS ± 3.0 PERCENTAGE POINTS**

CHARACTERISTICS OF SAMPLE

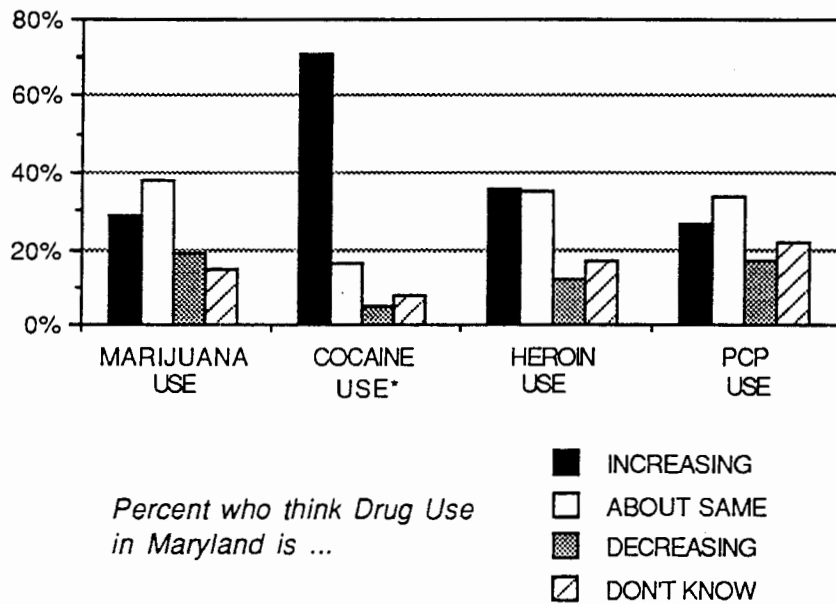
(N=1,001 RESPONDENTS*)

| <u>CHARACTERISTIC</u> | <u>%</u> |
|-----------------------|-----------|
| MALE | 48 |
| WHITE | 74 |
| BLACK | 22 |
| OTHER | <u>4</u> |
| | 100% |
| 18-24 | 14 |
| 25-34 | 24 |
| 35-44 | 26 |
| 45-54 | 15 |
| 55-64 | 12 |
| 65+ | <u>9</u> |
| | 100% |
| MARRIED | 63 |
| NEVER MARRIED | 23 |
| SEP/DIV/WIDOWED | <u>14</u> |
| | 100% |
| < HS GRAD | 13 |
| HS GRAD | 33 |
| SOME COLLEGE | 24 |
| COLLEGE GRAD | 18 |
| > COLLEGE GRAD | <u>12</u> |
| | 100% |
| EMPLOYED FULL TIME | 61 |
| EMPLOYED PART-TIME | 10 |
| NOT EMPLOYED | <u>29</u> |
| | 100% |

* WEIGHTED RESULTS, SEE METHODOLOGY.

SOURCE: CENTER FOR SUBSTANCE ABUSE RESEARCH, UNIVERSITY OF MARYLAND
AT COLLEGE PARK.

FIGURE 1
PERCEPTION OF DRUG USE IN MARYLAND
(N= 1,001 RESPONDENTS)



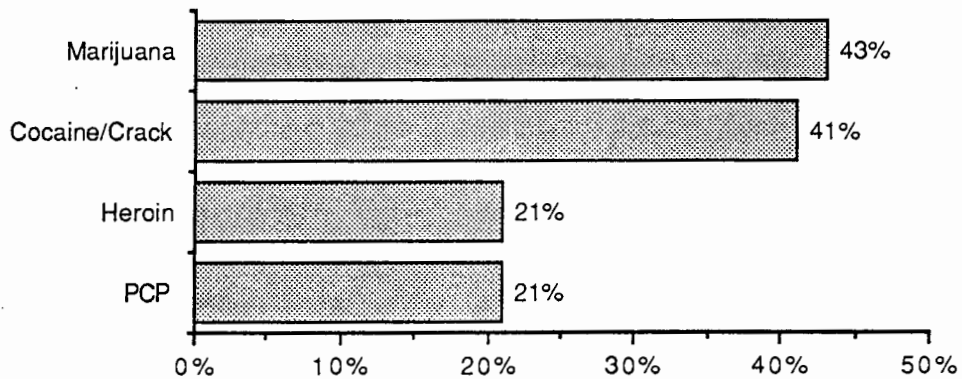
*INCLUDES CRACK COCAINE.

SOURCE: CENTER FOR SUBSTANCE ABUSE RESEARCH, UNIVERSITY OF MARYLAND AT COLLEGE PARK.

FIGURE 2

PERCENTAGE OF SAMPLE WHO THINK DRUGS ARE BEING SOLD IN THEIR NEIGHBORHOOD

(N=1,001 RESPONDENTS)

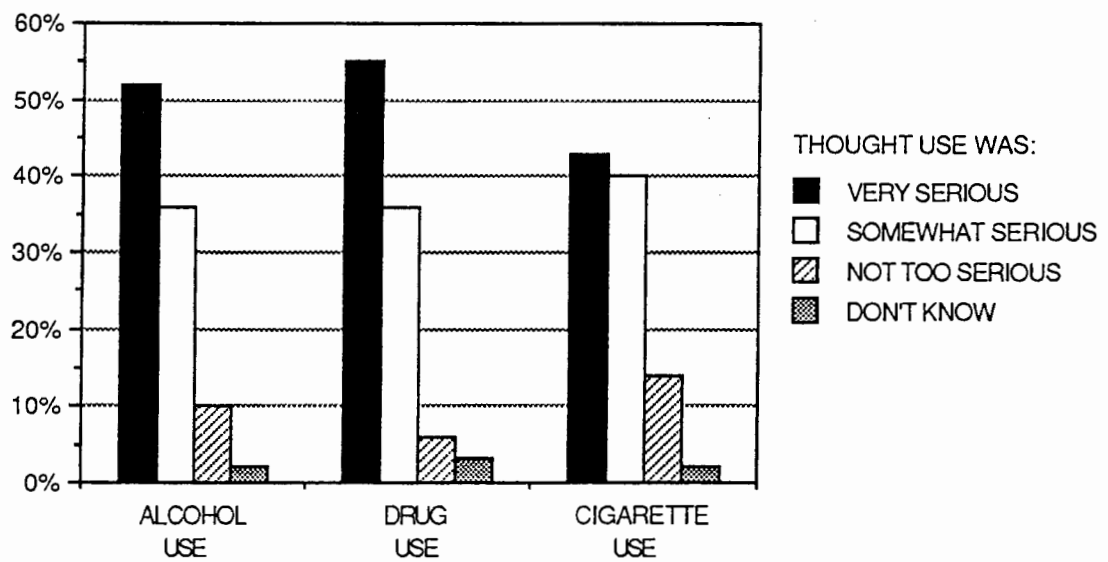


SOURCE: CENTER FOR SUBSTANCE ABUSE RESEARCH, UNIVERSITY OF MARYLAND AT COLLEGE PARK.

FIGURE 3

**RESPONDENTS' PERCEPTIONS OF THE SERIOUSNESS OF
ALCOHOL AND OTHER DRUG USE AMONG
MIDDLE SCHOOL AND HIGH SCHOOL STUDENTS**

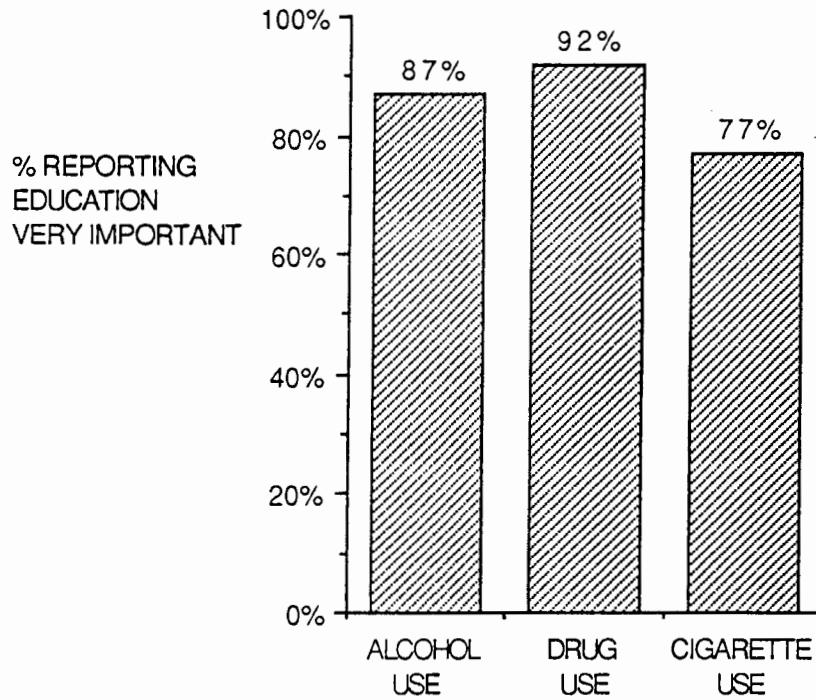
(N=1,001 RESPONDENTS)



SOURCE: CENTER FOR SUBSTANCE ABUSE RESEARCH, UNIVERSITY OF MARYLAND AT COLLEGE PARK.

FIGURE 4

**PERCENTAGE OF SAMPLE WHO THOUGHT IT WAS
VERY IMPORTANT THAT MIDDLE SCHOOL AND HIGH SCHOOL
STUDENTS RECEIVE CLASSROOM EDUCATION ON THE CONSEQUENCES
OF ALCOHOL AND OTHER DRUG USE**

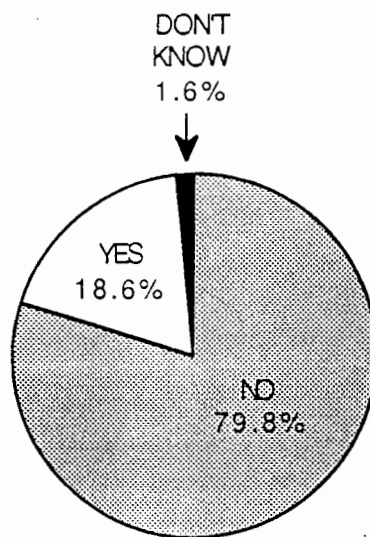


SOURCE: CENTER FOR SUBSTANCE ABUSE RESEARCH, UNIVERSITY OF MARYLAND AT COLLEGE PARK.

FIGURE 5

PERCENTAGE OF SAMPLE WHO THOUGHT THAT ADULTS SHOULD
BE ABLE TO POSSESS SMALL QUANTITIES OF MARIJUANA FOR
PERSONAL USE WITHOUT LEGAL PENALTY

(N=1,001 RESPONDENTS)



SOURCE: CENTER FOR SUBSTANCE ABUSE RESEARCH, UNIVERSITY OF MARYLAND
AT COLLEGE PARK.

APPENDIX

ADDITIONAL BREAKDOWNS OF INTERVIEW RESPONSES

**DO YOU THINK THAT MARIJUANA USE
IN MARYLAND IS ...**

| VARIABLE (N*) | INCREASING | DECREASING | STAYING ABOUT THE SAME | DON'T KNOW |
|------------------------------|------------|------------|---------------------------|------------|
| | % | % | % | % |
| TOTAL SAMPLE (1001) | 29 | 19 | 38 | 15 |
| MALE (480) | 24 | 19 | 42 | 14 |
| FEMALE (521) | 32 | 19 | 33 | 16 |
| WHITE (728) | 27 | 16 | 40 | 17 |
| BLACK (218) | 31 | 30 | 31 | 8 |
| OTHER (42) | 29 | 21 | 35 | 15 |
| 18-24 (134) | 36 | 20 | 37 | 7 |
| 25-34 (235) | 20 | 31 | 38 | 11 |
| 35-44 (258) | 24 | 18 | 40 | 18 |
| 45-54 (153) | 25 | 15 | 46 | 15 |
| 55-64 (114) | 42 | 12 | 31 | 15 |
| 65+ (90) | 38 | 6 | 28 | 28 |
| MARRIED (627) | 27 | 18 | 39 | 15 |
| NEVER MARRIED (222) | 29 | 23 | 37 | 11 |
| SEP/DIV/WIDOWED (140) | 34 | 17 | 31 | 19 |
| < HS GRAD (124) | 44 | 15 | 28 | 13 |
| HS GRAD (328) | 33 | 14 | 39 | 14 |
| SOME COLLEGE (243) | 25 | 22 | 39 | 14 |
| COLLEGE GRAD (182) | 20 | 27 | 37 | 17 |
| > COLLEGE GRAD (117) | 20 | 18 | 46 | 17 |
| EMPLOYED FULL TIME (602) | 25 | 20 | 40 | 16 |
| EMPLOYED PART-TIME (101) | 29 | 21 | 38 | 12 |
| NOT EMPLOYED (290) | 37 | 17 | 33 | 14 |
| <u>COUNTY OF RESIDENCE**</u> | | | | |
| ANNE ARUNDEL (69) | 23 | 27 | 37 | 13 |
| BALTIMORE (160) | 33 | 18 | 38 | 11 |
| BALTIMORE CITY (118) | 30 | 29 | 32 | 10 |
| HARFORD (59) | 34 | 14 | 43 | 9 |
| HOWARD (68) | 15 | 19 | 50 | 17 |
| MONTGOMERY (149) | 21 | 18 | 38 | 23 |
| PRINCE GEORGE'S (149) | 31 | 20 | 34 | 15 |

*WEIGHTED RESULTS. SEE METHODOLOGY.

**COUNTIES WITH Ns OF 50 OR MORE.

SOURCE: CENTER FOR SUBSTANCE ABUSE RESEARCH, UNIVERSITY OF MARYLAND
AT COLLEGE PARK.

**DO YOU THINK COCAINE USE IN MARYLAND,
INCLUDING CRACK COCAINE, IS ...**

| VARIABLE (N*) | INCREASING | DECREASING | STAYING ABOUT | DON'T KNOW |
|-------------------------------|------------|------------|---------------|------------|
| | % | % | THE SAME | % |
| TOTAL SAMPLE (1001) | 71 | 5 | 16 | 8 |
| MALE (480) | 67 | 7 | 18 | 8 |
| FEMALE (521) | 74 | 4 | 15 | 7 |
| WHITE (728) | 68 | 6 | 18 | 8 |
| BLACK (218) | 83 | 3 | 10 | 4 |
| OTHER (42) | 58 | 8 | 22 | 12 |
| 18-24 (134) | 75 | 4 | 17 | 4 |
| 25-34 (235) | 69 | 7 | 18 | 7 |
| 35-44 (258) | 71 | 5 | 19 | 5 |
| 45-54 (153) | 74 | 7 | 14 | 5 |
| 55-64 (114) | 71 | 2 | 15 | 12 |
| 65+ (90) | 64 | 6 | 10 | 20 |
| MARRIED (627) | 70 | 6 | 16 | 9 |
| NEVER MARRIED (222) | 74 | 5 | 17 | 5 |
| SEP/DIV/WIDOWED (140) | 70 | 5 | 17 | 8 |
| < HS GRAD (124) | 72 | ** | 16 | 11 |
| HS GRAD (328) | 74 | 4 | 16 | 7 |
| SOME COLLEGE (243) | 73 | 4 | 18 | 5 |
| COLLEGE GRAD (182) | 66 | 10 | 17 | 8 |
| > COLLEGE GRAD (117) | 66 | 10 | 16 | 9 |
| EMPLOYED FULL TIME (602) | 71 | 6 | 17 | 7 |
| EMPLOYED PART-TIME (101) | 68 | 7 | 19 | 7 |
| NOT EMPLOYED (290) | 72 | 3 | 16 | 10 |
| <u>COUNTY OF RESIDENCE***</u> | | | | |
| ANNE ARUNDEL (69) | 66 | 5 | 22 | 8 |
| BALTIMORE (160) | 74 | 2 | 18 | 6 |
| BALTIMORE CITY (118) | 81 | 2 | 11 | 6 |
| HARFORD (59) | 74 | 3 | 15 | 9 |
| HOWARD (68) | 65 | 12 | 17 | 7 |
| MONTGOMERY (149) | 60 | 10 | 18 | 12 |
| PRINCE GEORGE'S (149) | 73 | 5 | 17 | 5 |

*WEIGHTED RESULTS, SEE METHODOLOGY.

**LESS THAN ONE PERCENT.

***COUNTIES WITH Ns OF 50 OR MORE.

SOURCE: CENTER FOR SUBSTANCE ABUSE RESEARCH, UNIVERSITY OF MARYLAND
AT COLLEGE PARK.

DO YOU THINK THAT HEROIN USE IN MARYLAND IS ...

| VARIABLE (N*) | INCREASING | DECREASING | STAYING ABOUT | DON'T KNOW |
|------------------------------|------------|------------|---------------|------------|
| | % | % | THE SAME | % |
| | % | % | % | % |
| TOTAL SAMPLE (1001) | 36 | 12 | 38 | 18 |
| MALE (480) | 36 | 16 | 33 | 15 |
| FEMALE (521) | 36 | 9 | 38 | 18 |
| WHITE (728) | 34 | 12 | 35 | 19 |
| BLACK (218) | 39 | 15 | 37 | 9 |
| OTHER (42) | 46 | 11 | 29 | 15 |
| 18-24 (134) | 33 | 13 | 45 | 9 |
| 25-34 (235) | 30 | 14 | 41 | 15 |
| 35-44 (258) | 30 | 17 | 41 | 12 |
| 45-54 (153) | 42 | 10 | 29 | 20 |
| 55-64 (114) | 48 | 8 | 23 | 22 |
| 65+ (90) | 45 | 3 | 21 | 31 |
| MARRIED (627) | 37 | 11 | 34 | 18 |
| NEVER MARRIED (222) | 34 | 18 | 39 | 9 |
| SEP/DIV/WIDOWED (140) | 31 | 9 | 38 | 23 |
| < HS GRAD (124) | 43 | 11 | 30 | 16 |
| HS GRAD (328) | 36 | 9 | 38 | 17 |
| SOME COLLEGE (243) | 36 | 13 | 36 | 15 |
| COLLEGE GRAD (182) | 32 | 18 | 34 | 17 |
| > COLLEGE GRAD (117) | 33 | 13 | 36 | 19 |
| EMPLOYED FULL TIME (602) | 33 | 13 | 37 | 17 |
| EMPLOYED PART-TIME (101) | 32 | 15 | 43 | 11 |
| NOT EMPLOYED (290) | 42 | 10 | 29 | 19 |
| <u>COUNTY OF RESIDENCE**</u> | | | | |
| ANNE ARUNDEL (69) | 29 | 14 | 41 | 17 |
| BALTIMORE (160) | 42 | 4 | 39 | 16 |
| BALTIMORE CITY (118) | 52 | 12 | 26 | 10 |
| HARFORD (59) | 33 | 8 | 41 | 18 |
| HOWARD (68) | 28 | 22 | 34 | 16 |
| MONTGOMERY (149) | 27 | 21 | 32 | 21 |
| PRINCE GEORGE'S (149) | 38 | 12 | 34 | 16 |

*WEIGHTED RESULTS, SEE METHODOLOGY.

**COUNTIES WITH Ns OF 50 OR MORE.

SOURCE: CENTER FOR SUBSTANCE ABUSE RESEARCH, UNIVERSITY OF MARYLAND
AT COLLEGE PARK.

DO YOU THINK PCP OR ANGEL DUST USE IN MARYLAND IS ...

| VARIABLE (N*) | INCREASING % | DECREASING % | STAYING ABOUT THE SAME % | DONT KNOW % |
|-------------------------------------|-----------------|-----------------|--------------------------------|----------------|
| TOTAL SAMPLE (1001) | 27 | 17 | 34 | 22 |
| MALE (480) | 25 | 22 | 33 | 21 |
| FEMALE (521) | 29 | 13 | 34 | 23 |
| WHITE (728) | 28 | 17 | 31 | 25 |
| BLACK (218) | 20 | 20 | 48 | 13 |
| OTHER (42) | 50 | 14 | 20 | 16 |
| 18-24 (134) | 17 | 24 | 42 | 17 |
| 25-34 (235) | 19 | 24 | 41 | 16 |
| 35-44 (258) | 30 | 15 | 36 | 19 |
| 45-54 (153) | 33 | 14 | 29 | 24 |
| 55-64 (114) | 31 | 17 | 26 | 26 |
| 65+ (90) | 35 | 3 | 23 | 40 |
| MARRIED (627) | 31 | 15 | 31 | 23 |
| NEVER MARRIED (222) | 17 | 23 | 44 | 16 |
| SEP/DIV/WIDOWED (140) | 25 | 17 | 32 | 27 |
| < HS GRAD (124) | 24 | 13 | 34 | 28 |
| HS GRAD (328) | 29 | 16 | 34 | 21 |
| SOME COLLEGE (243) | 25 | 21 | 36 | 19 |
| COLLEGE GRAD (182) | 27 | 16 | 34 | 23 |
| > COLLEGE GRAD (117) | 30 | 21 | 29 | 20 |
| EMPLOYED FULL TIME (602) | 27 | 18 | 34 | 21 |
| EMPLOYED PART-TIME (101) | 22 | 27 | 32 | 19 |
| NOT EMPLOYED (290) | 30 | 11 | 34 | 24 |
| <u>COUNTY OF RESIDENCE**</u> | | | | |
| ANNE ARUNDEL (69) | 25 | 25 | 35 | 15 |
| BALTIMORE (160) | 34 | 11 | 36 | 20 |
| BALTIMORE CITY (118) | 31 | 16 | 37 | 16 |
| HARFORD (59) | 25 | 15 | 30 | 30 |
| HOWARD (68) | 34 | 14 | 32 | 21 |
| MONTGOMERY (149) | 21 | 24 | 29 | 26 |
| PRINCE GEORGE'S (149) | 22 | 19 | 38 | 22 |

*WEIGHTED RESULTS, SEE METHODOLOGY.

**COUNTIES WITH Ns OF 50 OR MORE.

SOURCE: CENTER FOR SUBSTANCE ABUSE RESEARCH, UNIVERSITY OF MARYLAND
AT COLLEGE PARK.

DO YOU THINK MARIJUANA IS BEING SOLD IN YOUR NEIGHBORHOOD?

| VARIABLE (N*) | YES % | NO % | DONT KNOW % |
|-------------------------------------|----------|---------|----------------|
| TOTAL SAMPLE (1001) | 43 | 47 | 11 |
| MALE (480) | 44 | 46 | 10 |
| FEMALE (521) | 42 | 47 | 11 |
| WHITE (728) | 45 | 46 | 10 |
| BLACK (218) | 41 | 47 | 13 |
| OTHER (42) | 31 | 65 | 4 |
| 18-24 (134) | 54 | 39 | 7 |
| 25-34 (235) | 44 | 51 | 6 |
| 35-44 (258) | 48 | 43 | 9 |
| 45-54 (153) | 41 | 46 | 13 |
| 55-64 (114) | 43 | 48 | 9 |
| 65+ (90) | 18 | 53 | 28 |
| MARRIED (627) | 41 | 50 | 9 |
| NEVER MARRIED (222) | 50 | 41 | 10 |
| SEP/DIV/WIDOWED (140) | 43 | 40 | 17 |
| < HS GRAD (124) | 43 | 40 | 16 |
| HS GRAD (328) | 43 | 43 | 14 |
| SOME COLLEGE (243) | 45 | 50 | 5 |
| COLLEGE GRAD (182) | 39 | 52 | 10 |
| > COLLEGE GRAD (117) | 48 | 45 | 7 |
| EMPLOYED FULL TIME (602) | 45 | 45 | 10 |
| EMPLOYED PART-TIME (101) | 52 | 46 | 2 |
| NOT EMPLOYED (290) | 35 | 50 | 14 |
| <u>COUNTY OF RESIDENCE**</u> | | | |
| ANNE ARUNDEL (69) | 47 | 48 | 6 |
| BALTIMORE (160) | 44 | 45 | 12 |
| BALTIMORE CITY (118) | 46 | 44 | 11 |
| HARFORD (59) | 43 | 49 | 8 |
| HOWARD (68) | 40 | 52 | 8 |
| MONTGOMERY (149) | 39 | 49 | 11 |
| PRINCE GEORGE'S (149) | 35 | 48 | 17 |

*WEIGHTED RESULTS, SEE METHODOLOGY.

**COUNTIES WITH Ns OF 50 OR MORE.

SOURCE: CENTER FOR SUBSTANCE ABUSE RESEARCH, UNIVERSITY OF MARYLAND
AT COLLEGE PARK.

**DO YOU THINK COCAINE OR CRACK COCAINE
IS BEING SOLD IN YOUR NEIGHBORHOOD?**

| VARIABLE (N*) | YES % | NO % | DONT KNOW % |
|-------------------------------------|----------|---------|----------------|
| TOTAL SAMPLE (1001) | 41 | 48 | 12 |
| MALE (480) | 40 | 49 | 12 |
| FEMALE (521) | 42 | 47 | 12 |
| WHITE (728) | 37 | 51 | 12 |
| BLACK (218) | 57 | 33 | 11 |
| OTHER (42) | 37 | 60 | 4 |
| 18-24 (134) | 51 | 43 | 6 |
| 25-34 (235) | 44 | 50 | 6 |
| 35-44 (258) | 43 | 48 | 9 |
| 45-54 (153) | 39 | 46 | 15 |
| 55-64 (114) | 40 | 46 | 15 |
| 65+ (90) | 21 | 53 | 26 |
| MARRIED (627) | 37 | 52 | 11 |
| NEVER MARRIED (222) | 50 | 42 | 8 |
| SEP/DIV/WIDOWED (140) | 46 | 36 | 19 |
| < HS GRAD (124) | 49 | 34 | 18 |
| HS GRAD (328) | 41 | 44 | 15 |
| SOME COLLEGE (243) | 41 | 49 | 9 |
| COLLEGE GRAD (182) | 36 | 56 | 8 |
| > COLLEGE GRAD (117) | 40 | 54 | 6 |
| EMPLOYED FULL TIME (602) | 42 | 47 | 11 |
| EMPLOYED PART-TIME (101) | 45 | 49 | 6 |
| NOT EMPLOYED (290) | 37 | 48 | 14 |
| <u>COUNTY OF RESIDENCE**</u> | | | |
| ANNE ARUNDEL (69) | 43 | 49 | 9 |
| BALTIMORE (160) | 40 | 45 | 15 |
| BALTIMORE CITY (118) | 57 | 34 | 9 |
| HARFORD (59) | 30 | 57 | 14 |
| HOWARD (68) | 30 | 65 | 5 |
| MONTGOMERY (149) | 34 | 57 | 9 |
| PRINCE GEORGE'S (149) | 45 | 40 | 15 |

*WEIGHTED RESULTS, SEE METHODOLOGY.

**COUNTIES WITH Ns OF 50 OR MORE.

SOURCE: CENTER FOR SUBSTANCE ABUSE RESEARCH, UNIVERSITY OF MARYLAND
AT COLLEGE PARK.

**DO YOU THINK HEROIN IS BEING SOLD
IN YOUR NEIGHBORHOOD?**

| VARIABLE (N*) | YES % | NO % | DONT KNOW % |
|-------------------------------------|----------|---------|----------------|
| TOTAL SAMPLE (1001) | 21 | 63 | 16 |
| MALE (480) | 18 | 67 | 15 |
| FEMALE (521) | 24 | 59 | 17 |
| WHITE (728) | 19 | 65 | 17 |
| BLACK (218) | 33 | 54 | 13 |
| OTHER (42) | 12 | 80 | 8 |
| 18-24 (134) | 19 | 66 | 16 |
| 25-34 (235) | 20 | 71 | 9 |
| 35-44 (258) | 25 | 61 | 14 |
| 45-54 (153) | 22 | 60 | 18 |
| 55-64 (114) | 25 | 57 | 18 |
| 65+ (90) | 16 | 56 | 28 |
| MARRIED (627) | 20 | 66 | 14 |
| NEVER MARRIED (222) | 24 | 60 | 17 |
| SEP/DIV/WIDOWED (140) | 23 | 54 | 23 |
| < HS GRAD (124) | 23 | 56 | 21 |
| HS GRAD (328) | 22 | 58 | 20 |
| SOME COLLEGE (243) | 19 | 67 | 14 |
| COLLEGE GRAD (182) | 21 | 67 | 12 |
| > COLLEGE GRAD (117) | 23 | 68 | 10 |
| EMPLOYED FULL TIME (602) | 20 | 65 | 15 |
| EMPLOYED PART-TIME (101) | 19 | 68 | 13 |
| NOT EMPLOYED (290) | 23 | 57 | 19 |
| <u>COUNTY OF RESIDENCE**</u> | | | |
| ANNE ARUNDEL (69) | 15 | 73 | 12 |
| BALTIMORE (160) | 21 | 67 | 12 |
| BALTIMORE CITY (118) | 48 | 35 | 17 |
| HARFORD (59) | 9 | 74 | 17 |
| HOWARD (68) | 15 | 76 | 10 |
| MONTGOMERY (149) | 15 | 70 | 15 |
| PRINCE GEORGE'S (149) | 21 | 58 | 21 |

*WEIGHTED RESULTS, SEE METHODOLOGY.

**COUNTIES WITH Ns OF 50 OR MORE.

SOURCE: CENTER FOR SUBSTANCE ABUSE RESEARCH, UNIVERSITY OF MARYLAND
AT COLLEGE PARK.

DO YOU THINK MARIJUANA IS BEING SOLD IN YOUR NEIGHBORHOOD?

| VARIABLE (N*) | YES % | NO % | DONT KNOW % |
|-------------------------------------|----------|---------|----------------|
| TOTAL SAMPLE (1001) | 43 | 47 | 11 |
| MALE (480) | 44 | 46 | 10 |
| FEMALE (521) | 42 | 47 | 11 |
| WHITE (728) | 45 | 46 | 10 |
| BLACK (218) | 41 | 47 | 13 |
| OTHER (42) | 31 | 65 | 4 |
| 18-24 (134) | 54 | 39 | 7 |
| 25-34 (235) | 44 | 51 | 6 |
| 35-44 (258) | 48 | 43 | 9 |
| 45-54 (153) | 41 | 46 | 13 |
| 55-64 (114) | 43 | 48 | 9 |
| 65+ (90) | 18 | 53 | 28 |
| MARRIED (627) | 41 | 50 | 9 |
| NEVER MARRIED (222) | 50 | 41 | 10 |
| SEP/DIV/WIDOWED (140) | 43 | 40 | 17 |
| < HS GRAD (124) | 43 | 40 | 16 |
| HS GRAD (328) | 43 | 43 | 14 |
| SOME COLLEGE (243) | 45 | 50 | 5 |
| COLLEGE GRAD (182) | 39 | 52 | 10 |
| > COLLEGE GRAD (117) | 48 | 45 | 7 |
| EMPLOYED FULL TIME (602) | 45 | 45 | 10 |
| EMPLOYED PART-TIME (101) | 52 | 46 | 2 |
| NOT EMPLOYED (290) | 35 | 50 | 14 |
| <u>COUNTY OF RESIDENCE**</u> | | | |
| ANNE ARUNDEL (69) | 47 | 48 | 6 |
| BALTIMORE (160) | 44 | 45 | 12 |
| BALTIMORE CITY (118) | 46 | 44 | 11 |
| HARFORD (59) | 43 | 49 | 8 |
| HOWARD (68) | 40 | 52 | 8 |
| MONTGOMERY (149) | 39 | 49 | 11 |
| PRINCE GEORGE'S (149) | 35 | 48 | 17 |

*WEIGHTED RESULTS, SEE METHODOLOGY.

**COUNTIES WITH Ns OF 50 OR MORE.

SOURCE: CENTER FOR SUBSTANCE ABUSE RESEARCH, UNIVERSITY OF MARYLAND
AT COLLEGE PARK.

**DO YOU THINK COCAINE OR CRACK COCAINE
IS BEING SOLD IN YOUR NEIGHBORHOOD?**

| VARIABLE (N*) | YES % | NO % | DONT KNOW % |
|-------------------------------------|----------|---------|----------------|
| TOTAL SAMPLE (1001) | 41 | 48 | 12 |
| MALE (480) | 40 | 49 | 12 |
| FEMALE (521) | 42 | 47 | 12 |
| WHITE (728) | 37 | 51 | 12 |
| BLACK (218) | 57 | 33 | 11 |
| OTHER (42) | 37 | 60 | 4 |
| 18-24 (134) | 51 | 43 | 6 |
| 25-34 (235) | 44 | 50 | 6 |
| 35-44 (258) | 43 | 48 | 9 |
| 45-54 (153) | 39 | 46 | 15 |
| 55-64 (114) | 40 | 46 | 15 |
| 65+ (90) | 21 | 53 | 26 |
| MARRIED (627) | 37 | 52 | 11 |
| NEVER MARRIED (222) | 50 | 42 | 8 |
| SEP/DIV/WIDOWED (140) | 46 | 36 | 19 |
| < HS GRAD (124) | 49 | 34 | 18 |
| HS GRAD (328) | 41 | 44 | 15 |
| SOME COLLEGE (243) | 41 | 49 | 9 |
| COLLEGE GRAD (182) | 36 | 56 | 8 |
| > COLLEGE GRAD (117) | 40 | 54 | 6 |
| EMPLOYED FULL TIME (602) | 42 | 47 | 11 |
| EMPLOYED PART-TIME (101) | 45 | 49 | 6 |
| NOT EMPLOYED (290) | 37 | 48 | 14 |
| <u>COUNTY OF RESIDENCE**</u> | | | |
| ANNE ARUNDEL (69) | 43 | 49 | 9 |
| BALTIMORE (160) | 40 | 45 | 15 |
| BALTIMORE CITY (118) | 57 | 34 | 9 |
| HARFORD (59) | 30 | 57 | 14 |
| HOWARD (68) | 30 | 65 | 5 |
| MONTGOMERY (149) | 34 | 57 | 9 |
| PRINCE GEORGE'S (149) | 45 | 40 | 15 |

*WEIGHTED RESULTS, SEE METHODOLOGY.

**COUNTIES WITH Ns OF 50 OR MORE.

SOURCE: CENTER FOR SUBSTANCE ABUSE RESEARCH, UNIVERSITY OF MARYLAND
AT COLLEGE PARK.

**DO YOU THINK HEROIN IS BEING SOLD
IN YOUR NEIGHBORHOOD?**

| VARIABLE (N*) | YES % | NO % | DONT KNOW % |
|-------------------------------------|----------|---------|----------------|
| TOTAL SAMPLE (1001) | 21 | 63 | 16 |
| MALE (480) | 18 | 67 | 15 |
| FEMALE (521) | 24 | 59 | 17 |
| WHITE (728) | 19 | 65 | 17 |
| BLACK (218) | 33 | 54 | 13 |
| OTHER (42) | 12 | 80 | 8 |
| 18-24 (134) | 19 | 66 | 16 |
| 25-34 (235) | 20 | 71 | 9 |
| 35-44 (258) | 25 | 61 | 14 |
| 45-54 (153) | 22 | 60 | 18 |
| 55-64 (114) | 25 | 57 | 18 |
| 65+ (90) | 16 | 56 | 28 |
| MARRIED (627) | 20 | 66 | 14 |
| NEVER MARRIED (222) | 24 | 60 | 17 |
| SEP/DIV/WIDOWED (140) | 23 | 54 | 23 |
| < HS GRAD (124) | 23 | 56 | 21 |
| HS GRAD (328) | 22 | 58 | 20 |
| SOME COLLEGE (243) | 19 | 67 | 14 |
| COLLEGE GRAD (182) | 21 | 67 | 12 |
| > COLLEGE GRAD (117) | 23 | 68 | 10 |
| EMPLOYED FULL TIME (602) | 20 | 65 | 15 |
| EMPLOYED PART-TIME (101) | 19 | 68 | 13 |
| NOT EMPLOYED (290) | 23 | 57 | 19 |
| <u>COUNTY OF RESIDENCE**</u> | | | |
| ANNE ARUNDEL (69) | 15 | 73 | 12 |
| BALTIMORE (160) | 21 | 67 | 12 |
| BALTIMORE CITY (118) | 48 | 35 | 17 |
| HARFORD (59) | 9 | 74 | 17 |
| HOWARD (68) | 15 | 76 | 10 |
| MONTGOMERY (149) | 15 | 70 | 15 |
| PRINCE GEORGE'S (149) | 21 | 58 | 21 |

*WEIGHTED RESULTS, SEE METHODOLOGY.

**COUNTIES WITH Ns OF 50 OR MORE.

SOURCE: CENTER FOR SUBSTANCE ABUSE RESEARCH, UNIVERSITY OF MARYLAND
AT COLLEGE PARK.

DO YOU THINK PCP IS BEING SOLD IN YOUR NEIGHBORHOOD?

| VARIABLE (N*) | YES % | NO % | DONT KNOW % |
|------------------------------|----------|---------|----------------|
| TOTAL SAMPLE (1001) | 21 | 62 | 17 |
| MALE (480) | 20 | 65 | 15 |
| FEMALE (521) | 23 | 59 | 18 |
| WHITE (728) | 21 | 61 | 17 |
| BLACK (218) | 22 | 64 | 14 |
| OTHER (42) | 18 | 73 | 10 |
| 18-24 (134) | 23 | 66 | 11 |
| 25-34 (235) | 18 | 71 | 11 |
| 35-44 (258) | 26 | 59 | 16 |
| 45-54 (153) | 21 | 61 | 18 |
| 55-64 (114) | 25 | 54 | 22 |
| 65+ (90) | 15 | 56 | 29 |
| MARRIED (627) | 21 | 63 | 16 |
| NEVER MARRIED (222) | 24 | 64 | 12 |
| SEP/DIV/WIDOWED (140) | 20 | 56 | 24 |
| < HS GRAD (124) | 22 | 56 | 22 |
| HS GRAD (328) | 20 | 60 | 19 |
| SOME COLLEGE (243) | 23 | 64 | 13 |
| COLLEGE GRAD (182) | 19 | 68 | 13 |
| > COLLEGE GRAD (117) | 25 | 59 | 16 |
| EMPLOYED FULL TIME (602) | 21 | 63 | 15 |
| EMPLOYED PART-TIME (101) | 29 | 59 | 13 |
| NOT EMPLOYED (290) | 19 | 61 | 20 |
| <u>COUNTY OF RESIDENCE**</u> | | | |
| ANNE ARUNDEL (69) | 21 | 63 | 16 |
| BALTIMORE (160) | 22 | 62 | 16 |
| BALTIMORE CITY (118) | 23 | 61 | 16 |
| HARFORD (59) | 10 | 66 | 24 |
| HOWARD (68) | 20 | 70 | 10 |
| MONTGOMERY (149) | 20 | 65 | 14 |
| PRINCE GEORGE'S (149) | 25 | 55 | 19 |

*WEIGHTED RESULTS, SEE METHODOLOGY.

**COUNTIES WITH Ns OF 50 OR MORE.

SOURCE: CENTER FOR SUBSTANCE ABUSE RESEARCH, UNIVERSITY OF MARYLAND
AT COLLEGE PARK.

**HOW SERIOUS A PROBLEM DO YOU
BELIEVE THAT CIGARETTE USE IS AMONG
MIDDLE SCHOOL & HIGH SCHOOL STUDENTS ...**

| VARIABLE (N*) | VERY SERIOUS % | SOMEWHAT SERIOUS % | NOT TOO SERIOUS % | DONT KNOW % |
|-------------------------------|----------------------|--------------------------|-------------------------|----------------|
| TOTAL SAMPLE (1001) | 43 | 40 | 14 | 2 |
| MALE (480) | 40 | 42 | 16 | 3 |
| FEMALE (521) | 47 | 38 | 13 | 2 |
| WHITE (728) | 38 | 45 | 15 | 3 |
| BLACK (218) | 59 | 27 | 13 | 2 |
| OTHER (42) | 58 | 21 | 18 | 2 |
| 18-24 (134) | 47 | 38 | 15 | 0 |
| 25-34 (235) | 49 | 39 | 11 | 2 |
| 35-44 (258) | 42 | 40 | 16 | 1 |
| 45-54 (153) | 34 | 49 | 15 | 2 |
| 55-64 (114) | 44 | 42 | 10 | 4 |
| 65+ (90) | 42 | 33 | 19 | 7 |
| MARRIED (627) | 39 | 45 | 14 | 2 |
| NEVER MARRIED (222) | 52 | 34 | 12 | 2 |
| SEP/DIV/WIDOWED (140) | 48 | 29 | 19 | 4 |
| < HS GRAD (124) | 47 | 34 | 13 | 6 |
| HS GRAD (328) | 45 | 36 | 16 | 3 |
| SOME COLLEGE (243) | 47 | 39 | 13 | ** |
| COLLEGE GRAD (182) | 39 | 47 | 14 | ** |
| > COLLEGE GRAD (117) | 35 | 51 | 12 | 2 |
| EMPLOYED FULL TIME (602) | 40 | 44 | 14 | 2 |
| EMPLOYED PART-TIME (101) | 43 | 39 | 15 | 2 |
| NOT EMPLOYED (290) | 51 | 33 | 14 | 3 |
| <u>COUNTY OF RESIDENCE***</u> | | | | |
| ANNE ARUNDEL (69) | 37 | 41 | 21 | 2 |
| BALTIMORE (160) | 46 | 39 | 12 | 3 |
| BALTIMORE CITY (118) | 53 | 35 | 11 | ** |
| HARFORD (59) | 50 | 37 | 9 | 5 |
| HOWARD (68) | 33 | 50 | 18 | 0 |
| MONTGOMERY (149) | 38 | 43 | 18 | 1 |
| PRINCE GEORGE'S (149) | 50 | 32 | 16 | 1 |

*WEIGHTED RESULTS, SEE METHODOLOGY.

**LESS THAN ONE PERCENT.

***COUNTIES WITH NS OF 50 OR MORE.

SOURCE: CENTER FOR SUBSTANCE ABUSE RESEARCH, UNIVERSITY OF MARYLAND
AT COLLEGE PARK.

**HOW SERIOUS A PROBLEM DO YOU
BELIEVE THAT ALCOHOL USE IS AMONG
MIDDLE SCHOOL & HIGH SCHOOL STUDENTS ...**

| VARIABLE (N*) | VERY SERIOUS % | SOMEWHAT SERIOUS % | NOT TOO SERIOUS % | DONT KNOW % |
|--------------------------------------|----------------------|--------------------------|-------------------------|----------------|
| TOTAL SAMPLE (1001) | 52 | 36 | 10 | 2 |
| MALE (480) | 41 | 41 | 15 | 3 |
| FEMALE (521) | 62 | 30 | 6 | 1 |
| WHITE (728) | 53 | 37 | 8 | 2 |
| BLACK (218) | 49 | 33 | 17 | 2 |
| OTHER (42) | 60 | 24 | 16 | 0 |
| 18-24 (134) | 54 | 32 | 14 | 0 |
| 25-34 (235) | 52 | 38 | 7 | 2 |
| 35-44 (258) | 51 | 40 | 8 | 1 |
| 45-54 (153) | 50 | 37 | 12 | 1 |
| 55-64 (114) | 59 | 28 | 10 | 3 |
| 65+ (90) | 50 | 33 | 14 | 4 |
| MARRIED (627) | 54 | 37 | 8 | 2 |
| NEVER MARRIED (222) | 49 | 34 | 16 | 2 |
| SEP/DIV/WIDOWED (140) | 53 | 33 | 11 | 3 |
| < HS GRAD (124) | 45 | 34 | 17 | 5 |
| HS GRAD (328) | 51 | 37 | 10 | 3 |
| SOME COLLEGE (243) | 55 | 34 | 11 | ** |
| COLLEGE GRAD (182) | 59 | 35 | 5 | ** |
| > COLLEGE GRAD (117) | 50 | 40 | 8 | 2 |
| EMPLOYED FULL TIME (602) | 50 | 39 | 9 | 2 |
| EMPLOYED PART-TIME (101) | 52 | 34 | 13 | 1 |
| NOT EMPLOYED (290) | 57 | 30 | 11 | 2 |
| <u>COUNTY OF RESIDENCE***</u> | | | | |
| ANNE ARUNDEL (69) | 56 | 32 | 9 | 3 |
| BALTIMORE (160) | 48 | 41 | 9 | 2 |
| BALTIMORE CITY (118) | 51 | 34 | 12 | 3 |
| HARFORD (59) | 61 | 31 | 5 | 3 |
| HOWARD (68) | 41 | 47 | 12 | 0 |
| MONTGOMERY (149) | 55 | 33 | 11 | 1 |
| PRINCE GEORGE'S (149) | 53 | 32 | 13 | 2 |

*WEIGHTED RESULTS, SEE METHODOLOGY.

**LESS THAN ONE PERCENT.

***COUNTIES WITH Ns OF 50 OR MORE.

SOURCE: CENTER FOR SUBSTANCE ABUSE RESEARCH, UNIVERSITY OF MARYLAND
AT COLLEGE PARK.

**HOW SERIOUS A PROBLEM DO YOU BELIEVE THAT
ILLEGAL USE OF DRUGS, OTHER THAN ALCOHOL,
 IS AMONG MIDDLE SCHOOL & HIGH SCHOOL STUDENTS ...**

| VARIABLE (N*) | VERY SERIOUS % | SOMEWHAT SERIOUS % | NOT TOO SERIOUS % | DONT KNOW % |
|-------------------------------|----------------------|--------------------------|-------------------------|----------------|
| TOTAL SAMPLE (1001) | 55 | 36 | 6 | 3 |
| MALE (480) | 50 | 40 | 8 | 3 |
| FEMALE (521) | 60 | 33 | 5 | 3 |
| WHITE (728) | 51 | 40 | 6 | 3 |
| BLACK (218) | 66 | 26 | 6 | 3 |
| OTHER (42) | 58 | 30 | 11 | 1 |
| 18-24 (134) | 59 | 36 | 5 | 0 |
| 25-34 (235) | 58 | 34 | 7 | 2 |
| 35-44 (258) | 55 | 38 | 7 | * * |
| 45-54 (153) | 54 | 35 | 5 | 6 |
| 55-64 (114) | 46 | 44 | 8 | 3 |
| 65+ (90) | 51 | 34 | 7 | 7 |
| MARRIED (627) | 55 | 37 | 6 | 2 |
| NEVER MARRIED (222) | 55 | 37 | 7 | 1 |
| SEP/DIV/WIDOWED (140) | 54 | 33 | 8 | 6 |
| < HS GRAD (124) | 56 | 33 | 5 | 5 |
| HS GRAD (328) | 57 | 32 | 8 | 3 |
| SOME COLLEGE (243) | 55 | 37 | 5 | 3 |
| COLLEGE GRAD (182) | 55 | 40 | 5 | * * |
| > COLLEGE GRAD (117) | 46 | 45 | 7 | 2 |
| EMPLOYED FULL TIME (602) | 55 | 36 | 6 | 2 |
| EMPLOYED PART-TIME (101) | 47 | 42 | 8 | 2 |
| NOT EMPLOYED (290) | 57 | 34 | 6 | 4 |
| <u>COUNTY OF RESIDENCE***</u> | | | | |
| ANNE ARUNDEL (69) | 54 | 35 | 8 | 3 |
| BALTIMORE (160) | 54 | 39 | 6 | 1 |
| BALTIMORE CITY (118) | 60 | 32 | 4 | 4 |
| HARFORD (59) | 58 | 31 | 7 | 5 |
| HOWARD (68) | 41 | 45 | 11 | 3 |
| MONTGOMERY (149) | 51 | 40 | 8 | 1 |
| PRINCE GEORGE'S (149) | 65 | 29 | 3 | 3 |

*WEIGHTED RESULTS, SEE METHODOLOGY.

**LESS THAN ONE PERCENT.

***COUNTIES WITH Ns OF 50 OR MORE.

SOURCE: CENTER FOR SUBSTANCE ABUSE RESEARCH, UNIVERSITY OF MARYLAND
 AT COLLEGE PARK.

**HOW IMPORTANT IS IT THAT MIDDLE SCHOOL &
HIGH SCHOOL STUDENTS RECEIVE CLASSROOM
EDUCATION ON THE CONSEQUENCES OF ALCOHOL USE ...**

| VARIABLE (N*) | VERY IMPORTANT % | SOMEWHAT IMPORTANT % | NOT TOO IMPORTANT % | DONT KNOW % |
|--------------------------------------|------------------------|----------------------------|---------------------------|----------------|
| TOTAL SAMPLE (1001) | 87 | 10 | 2 | ** |
| MALE (480) | 82 | 14 | 4 | ** |
| FEMALE (521) | 93 | 6 | ** | ** |
| WHITE (728) | 87 | 10 | 2 | ** |
| BLACK (218) | 88 | 9 | 3 | ** |
| OTHER (42) | 97 | 0 | 3 | 0 |
| 18-24 (134) | 73 | 20 | 7 | 0 |
| 25-34 (235) | 90 | 9 | 2 | ** |
| 35-44 (258) | 91 | 9 | ** | 0 |
| 45-54 (153) | 94 | 4 | ** | 1 |
| 55-64 (114) | 86 | 9 | 6 | 0 |
| 65+ (90) | 83 | 12 | 2 | 3 |
| MARRIED (627) | 90 | 8 | 2 | ** |
| NEVER MARRIED (222) | 78 | 16 | 5 | ** |
| SEP/DIV/WIDOWED (140) | 91 | 7 | 2 | ** |
| < HS GRAD (124) | 76 | 20 | 2 | 2 |
| HS GRAD (328) | 89 | 10 | 1 | ** |
| SOME COLLEGE (243) | 88 | 7 | 4 | ** |
| COLLEGE GRAD (182) | 92 | 5 | 2 | 0 |
| > COLLEGE GRAD (117) | 86 | 11 | 3 | ** |
| EMPLOYED FULL TIME (602) | 88 | 10 | 2 | ** |
| EMPLOYED PART-TIME (101) | 88 | 10 | 2 | 0 |
| NOT EMPLOYED (290) | 86 | 9 | 3 | 1 |
| <u>COUNTY OF RESIDENCE***</u> | | | | |
| ANNE ARUNDEL (69) | 77 | 18 | 5 | 0 |
| BALTIMORE (160) | 88 | 9 | 3 | 0 |
| BALTIMORE CITY (118) | 91 | 7 | 1 | ** |
| HARFORD (59) | 93 | 6 | 0 | ** |
| HOWARD (68) | 91 | 8 | 0 | 1 |
| MONTGOMERY (149) | 87 | 8 | 4 | 1 |
| PRINCE GEORGE'S (149) | 82 | 14 | 3 | ** |

*WEIGHTED RESULTS, SEE METHODOLOGY.

**LESS THAN ONE PERCENT.

***COUNTIES WITH N_s OF 50 OR MORE.

SOURCE: CENTER FOR SUBSTANCE ABUSE RESEARCH, UNIVERSITY OF MARYLAND
AT COLLEGE PARK.

HOW IMPORTANT IS IT THAT MIDDLE SCHOOL & HIGH SCHOOL STUDENTS RECEIVE CLASSROOM EDUCATION ON THE CONSEQUENCES OF ILLEGAL DRUG USE ...

| VARIABLE (N*) | VERY IMPORTANT % | SOMEWHAT IMPORTANT % | NOT TOO IMPORTANT % | DONT KNOW % |
|-------------------------------|------------------------|----------------------------|---------------------------|----------------|
| TOTAL SAMPLE (1001) | 92 | 6 | 2 | ** |
| MALE (480) | 89 | 8 | 2 | ** |
| FEMALE (521) | 94 | 4 | ** | ** |
| WHITE (728) | 90 | 8 | 1 | ** |
| BLACK (218) | 98 | 2 | ** | ** |
| OTHER (42) | 94 | 0 | 6 | 0 |
| 18-24 (134) | 81 | 12 | 7 | 0 |
| 25-34 (235) | 94 | 5 | ** | ** |
| 35-44 (258) | 95 | 5 | ** | 0 |
| 45-54 (153) | 96 | 3 | 0 | 1 |
| 55-64 (114) | 89 | 7 | 3 | 1 |
| 65+ (90) | 89 | 6 | 2 | 3 |
| MARRIED (627) | 92 | 7 | ** | ** |
| NEVER MARRIED (222) | 88 | 7 | 5 | ** |
| SEP/DIV/WIDOWED (140) | 96 | 3 | ** | ** |
| < HS GRAD (124) | 83 | 14 | 1 | 2 |
| HS GRAD (328) | 93 | 5 | 1 | ** |
| SOME COLLEGE (243) | 92 | 4 | 3 | ** |
| COLLEGE GRAD (182) | 94 | 4 | 2 | 0 |
| > COLLEGE GRAD (117) | 91 | 9 | 0 | ** |
| EMPLOYED FULL TIME (602) | 93 | 6 | 1 | ** |
| EMPLOYED PART-TIME (101) | 95 | 4 | 2 | 0 |
| NOT EMPLOYED (290) | 90 | 7 | 2 | 2 |
| COUNTY OF RESIDENCE*** | | | | |
| ANNE ARUNDEL (69) | 81 | 13 | 5 | ** |
| BALTIMORE (160) | 95 | 5 | ** | 0 |
| BALTIMORE CITY (118) | 93 | 6 | ** | ** |
| HARFORD (59) | 97 | 2 | 0 | ** |
| HOWARD (68) | 94 | 5 | 0 | 1 |
| MONTGOMERY (149) | 91 | 4 | 4 | 1 |
| PRINCE GEORGE'S (149) | 90 | 9 | 1 | 0 |

*WEIGHTED RESULTS, SEE METHODOLOGY.

**LESS THAN ONE PERCENT.

***COUNTIES WITH Ns OF 50 OR MORE.

SOURCE: CENTER FOR SUBSTANCE ABUSE RESEARCH, UNIVERSITY OF MARYLAND AT COLLEGE PARK.

**DO YOU THINK THAT ADULTS 21 OR OLDER
SHOULD BE ABLE TO POSSESS SMALL QUANTITIES
OF MARIJUANA FOR THEIR PERSONAL USE
WITHOUT ANY LEGAL PENALTY?**

| VARIABLE (N*) | YES % | NO % | DONT KNOW % |
|--------------------------------------|----------|---------|----------------|
| TOTAL SAMPLE (1001) | 19 | 80 | 2 |
| MALE (480) | 24 | 74 | 2 |
| FEMALE (521) | 14 | 85 | ** |
| WHITE (728) | 19 | 79 | 2 |
| BLACK (218) | 16 | 83 | ** |
| OTHER (42) | 25 | 75 | 0 |
| 18-24 (134) | 22 | 76 | 2 |
| 25-34 (235) | 28 | 72 | ** |
| 35-44 (258) | 20 | 78 | 2 |
| 45-54 (153) | 15 | 84 | 1 |
| 55-64 (114) | 11 | 88 | 2 |
| 65+ (90) | 5 | 92 | 3 |
| MARRIED (627) | 15 | 83 | 1 |
| NEVER MARRIED (222) | 28 | 70 | 2 |
| SEP/DIV/WIDOWED (140) | 18 | 80 | 2 |
| < HS GRAD (124) | 15 | 84 | 2 |
| HS GRAD (328) | 15 | 84 | 2 |
| SOME COLLEGE (243) | 16 | 83 | 1 |
| COLLEGE GRAD (182) | 26 | 73 | ** |
| > COLLEGE GRAD (117) | 27 | 70 | 3 |
| EMPLOYED FULL TIME (602) | 21 | 77 | 2 |
| EMPLOYED PART-TIME (101) | 18 | 82 | ** |
| NOT EMPLOYED (290) | 14 | 85 | 1 |
| <u>COUNTY OF RESIDENCE***</u> | | | |
| ANNE ARUNDEL (69) | 24 | 73 | 2 |
| BALTIMORE (160) | 17 | 82 | ** |
| BALTIMORE CITY (118) | 18 | 80 | 2 |
| HARFORD (59) | 16 | 85 | 0 |
| HOWARD (68) | 16 | 83 | ** |
| MONTGOMERY (149) | 26 | 71 | 3 |
| PRINCE GEORGE'S (149) | 17 | 82 | 1 |

*WEIGHTED RESULTS, SEE METHODOLOGY.

**LESS THAN ONE PERCENT.

***COUNTIES WITH Ns OF 50 OR MORE.

SOURCE: CENTER FOR SUBSTANCE ABUSE RESEARCH, UNIVERSITY OF MARYLAND
AT COLLEGE PARK.

**HOW IMPORTANT IS IT THAT MIDDLE SCHOOL &
HIGH SCHOOL STUDENTS RECEIVE CLASSROOM
EDUCATION ON THE CONSEQUENCES OF CIGARETTE USE ...**

| VARIABLE (N*) | VERY IMPORTANT % | SOMEWHAT IMPORTANT % | NOT TOO IMPORTANT % | DONT KNOW % |
|--------------------------------------|------------------------|----------------------------|---------------------------|----------------|
| TOTAL SAMPLE (1001) | 77 | 16 | 6 | ** |
| MALE (480) | 72 | 19 | 9 | ** |
| FEMALE (521) | 82 | 14 | 3 | ** |
| WHITE (728) | 77 | 17 | 6 | ** |
| BLACK (218) | 79 | 15 | 6 | ** |
| OTHER (42) | 78 | 12 | 11 | 0 |
| 18-24 (134) | 55 | 28 | 17 | 0 |
| 25-34 (235) | 76 | 22 | 3 | ** |
| 35-44 (258) | 82 | 15 | 3 | 0 |
| 45-54 (153) | 88 | 7 | 4 | 1 |
| 55-64 (114) | 83 | 9 | 7 | 0 |
| 65+ (90) | 76 | 12 | 8 | 3 |
| MARRIED (627) | 81 | 14 | 5 | ** |
| NEVER MARRIED (222) | 65 | 24 | 10 | ** |
| SEP/DIV/WIDOWED (140) | 81 | 16 | 4 | ** |
| < HS GRAD (124) | 66 | 22 | 10 | 3 |
| HS GRAD (328) | 77 | 20 | 3 | ** |
| SOME COLLEGE (243) | 77 | 15 | 8 | ** |
| COLLEGE GRAD (182) | 82 | 13 | 5 | ** |
| > COLLEGE GRAD (117) | 85 | 7 | 7 | ** |
| EMPLOYED FULL TIME (602) | 77 | 16 | 6 | ** |
| EMPLOYED PART-TIME (101) | 78 | 20 | 2 | 0 |
| NOT EMPLOYED (290) | 77 | 15 | 6 | 2 |
| <u>COUNTY OF RESIDENCE***</u> | | | | |
| ANNE ARUNDEL (69) | 62 | 23 | 15 | 0 |
| BALTIMORE (160) | 79 | 14 | 7 | ** |
| BALTIMORE CITY (118) | 84 | 12 | 4 | ** |
| HARFORD (59) | 77 | 20 | 4 | 0 |
| HOWARD (68) | 84 | 13 | 2 | 1 |
| MONTGOMERY (149) | 79 | 13 | 7 | 1 |
| PRINCE GEORGE'S (149) | 75 | 17 | 9 | 0 |

*WEIGHTED RESULTS, SEE METHODOLOGY.

**LESS THAN ONE PERCENT.

***COUNTIES WITH Ns OF 50 OR MORE.

SOURCE: CENTER FOR SUBSTANCE ABUSE RESEARCH, UNIVERSITY OF MARYLAND
AT COLLEGE PARK.